

[Print](#) | [Notes](#) | [Back](#)

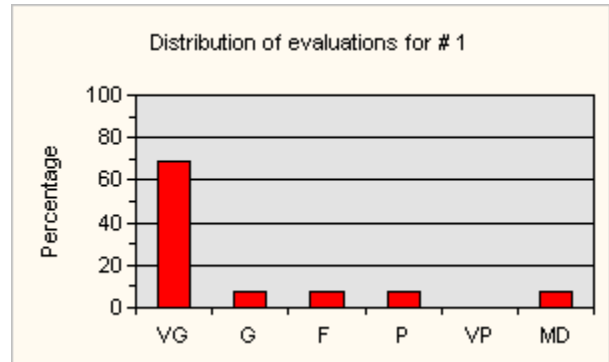
Concordia University Course Evaluation Report

CUPFA

PROF: MELANIE HOGAN **DEPT:** COMMUNICATION STUDIES **COURSE:** COMS 570 **SECTION:** 01 **YEAR:** 2009 **TERM:** 2F

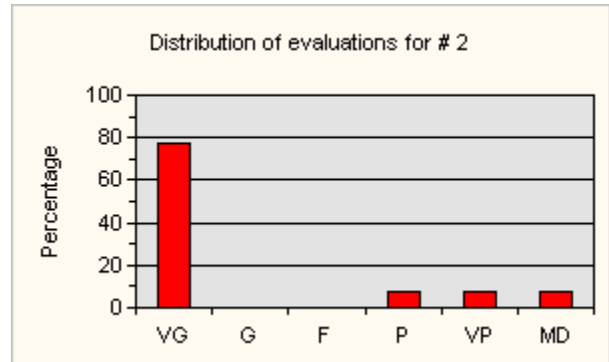
NUMBER OF EVALUATIONS: 1
NUMBER OF STUDENTS: 16
STUDENTS RESPONDING: 13
PERCENTAGE OF STUDENTS RESPONDING: 81.25%

1. Overall, this course has been...						
Median:	1					
Assessment:	Well above average					
Student	VG	G	F	P	VP	MD
Responses:	9	1	1	1	0	1



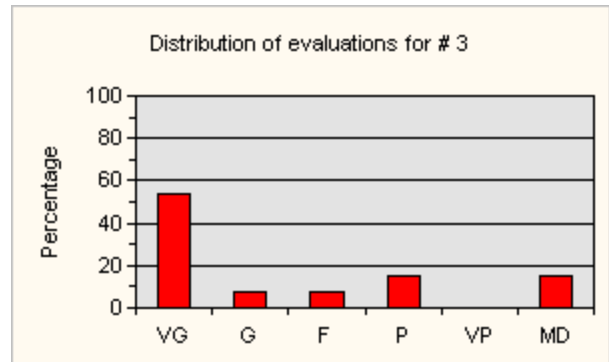
VG=Very Good, G=Good, F=Fair, P=Poor, VP=Very Poor, MD=Missing Data

2. Overall, the instructor has been...						
Median:	1					
Assessment:	Well above average					
Student	VG	G	F	P	VP	MD
Responses:	10	0	0	1	1	1



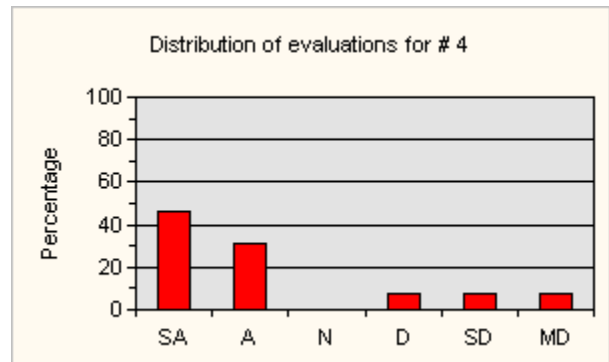
VG=Very Good, G=Good, F=Fair, P=Poor, VP=Very Poor, MD=Missing Data

3. Overall, my learning has been...						
Median:	1					
Assessment:	Well above average					
Student	VG	G	F	P	VP	MD
Responses:	7	1	1	2	0	2



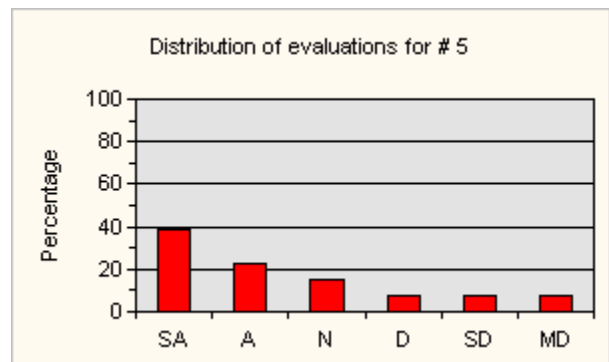
VG=Very Good, G=Good, F=Fair, P=Poor, VP=Very Poor, MD=Missing Data

4. Course outline and syllabus are clear, complete and well explained.						
Median:	1.5					
Assessment:	Well above average					
Student	SA	A	N	D	SD	MD
Responses:	6	4	0	1	1	1



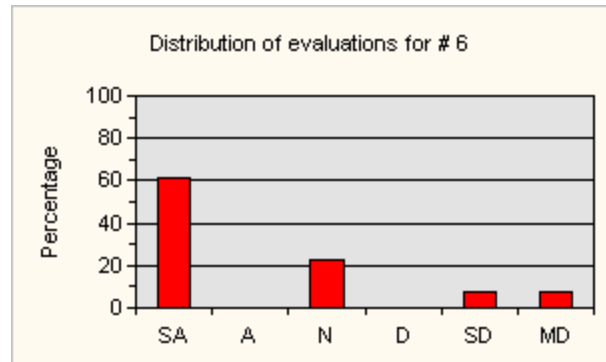
SA=Strongly Agree, A=Agree, N=Neither agree nor disagree, D=Disagree, SD=Strongly Disagree, MD=Missing Data

5. Course materials, text book or readings are useful or relevant.						
Median:	2					
Assessment:	Above average					
Student	SA	A	N	D	SD	MD
Responses:	5	3	2	1	1	1



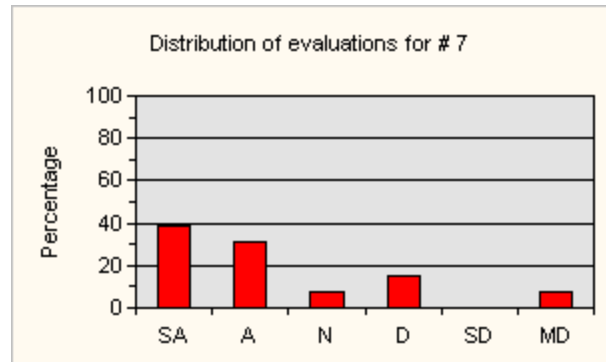
SA=Strongly Agree, A=Agree, N=Neither agree nor disagree, D=Disagree, SD=Strongly Disagree, MD=Missing Data

6. I have found this course intellectually challenging and stimulating.						
Median:	1					
Assessment:	Well above average					
Student	SA	A	N	D	SD	MD
Responses:	8	0	3	0	1	1



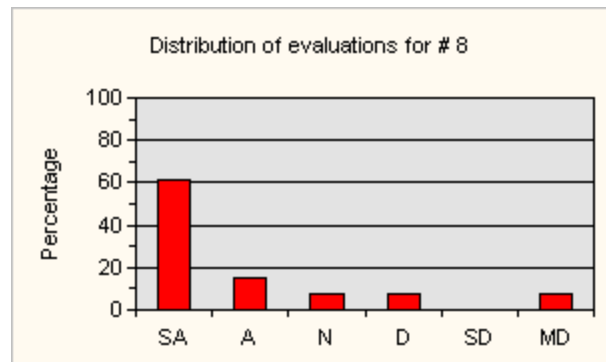
SA=Strongly Agree, A=Agree, N=Neither agree nor disagree, D=Disagree, SD=Strongly Disagree, MD=Missing Data

7. The course met the objectives as stated in the course outline.						
Median:	2					
Assessment:	Above average					
Student	SA	A	N	D	SD	MD
Responses:	5	4	1	2	0	1



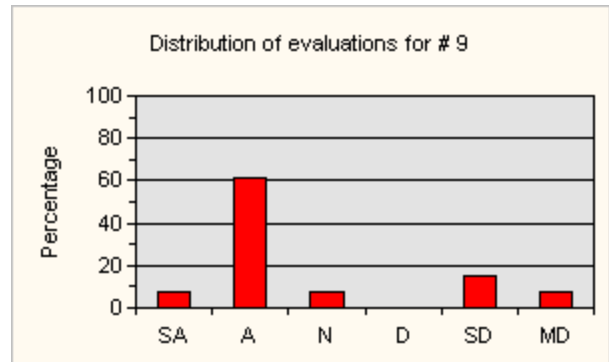
SA=Strongly Agree, A=Agree, N=Neither agree nor disagree, D=Disagree, SD=Strongly Disagree, MD=Missing Data

8. Instructor demonstrates a comprehensive knowledge of the subject matter.						
Median:	1					
Assessment:	Well above average					
Student	SA	A	N	D	SD	MD
Responses:	8	2	1	1	0	1



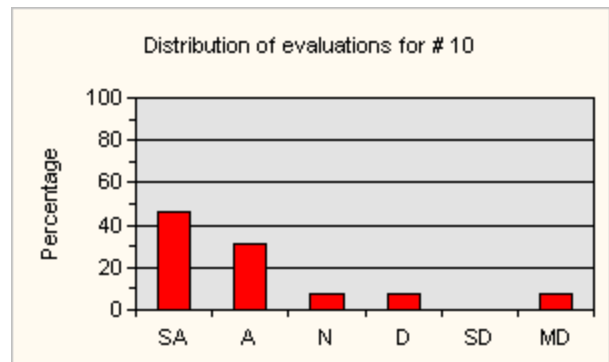
SA=Strongly Agree, A=Agree, N=Neither agree nor disagree, D=Disagree, SD=Strongly Disagree, MD=Missing Data

9. The instructor's explanations are clear.						
Median:	2					
Assessment:	Above average					
Student	SA	A	N	D	SD	MD
Responses:	1	8	1	0	2	1



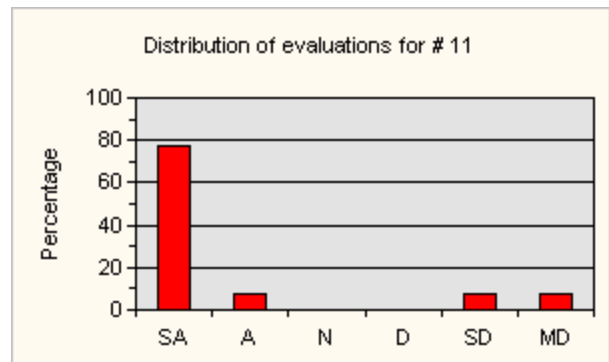
SA=Strongly Agree, A=Agree, N=Neither agree nor disagree, D=Disagree, SD=Strongly Disagree, MD=Missing Data

10. The instructor provides feedback in the form of exams and/or assignment grading.						
Median:	1.5					
Assessment:	Well above average					
Student	SA	A	N	D	SD	MD
Responses:	6	4	1	1	0	1



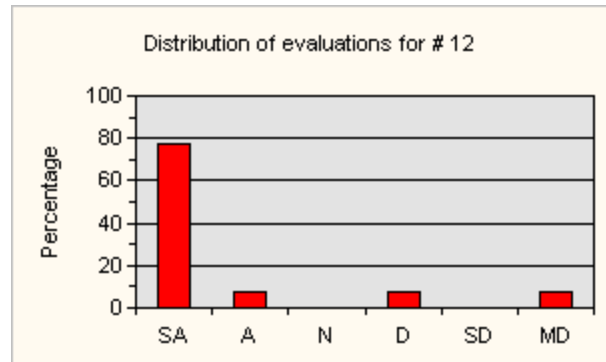
SA=Strongly Agree, A=Agree, N=Neither agree nor disagree, D=Disagree, SD=Strongly Disagree, MD=Missing Data

11. Students are encouraged to ask questions.						
Median:	1					
Assessment:	Well above average					
Student	SA	A	N	D	SD	MD
Responses:	10	1	0	0	1	1



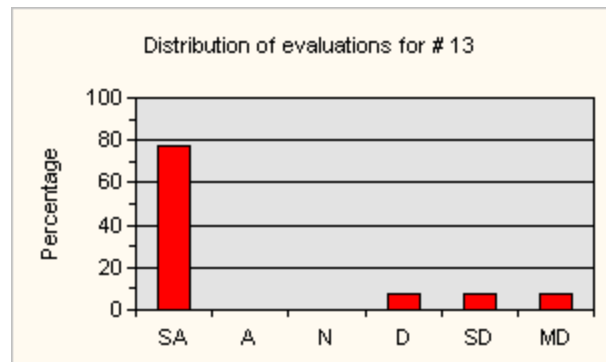
SA=Strongly Agree, A=Agree, N=Neither agree nor disagree, D=Disagree, SD=Strongly Disagree, MD=Missing Data

12. Students are encouraged to share their ideas and knowledge.						
Median:	1					
Assessment:	Well above average					
Student	SA	A	N	D	SD	MD
Responses:	10	1	0	1	0	1



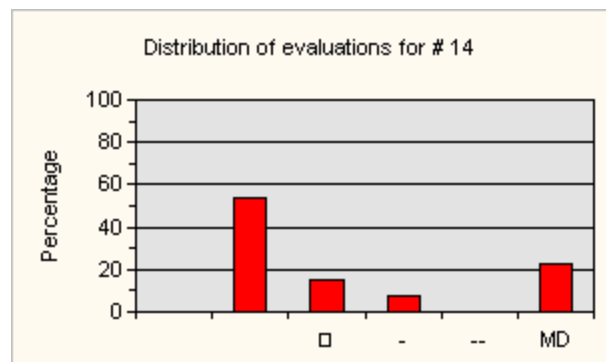
SA=Strongly Agree, A=Agree, N=Neither agree nor disagree, D=Disagree, SD=Strongly Disagree, MD=Missing Data

13. The instructor is approachable.						
Median:	1					
Assessment:	Well above average					
Student	SA	A	N	D	SD	MD
Responses:	10	0	0	1	1	1



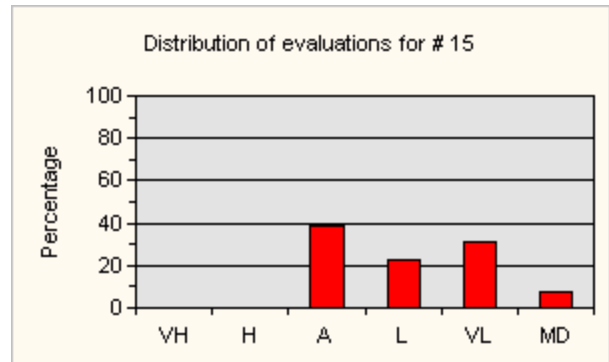
SA=Strongly Agree, A=Agree, N=Neither agree nor disagree, D=Disagree, SD=Strongly Disagree, MD=Missing Data

14. Overall, my involvement in this course has been...						
Median:	2					
Assessment:	Above average					
Student	++	+	±	-	--	MD
Responses:	0	7	2	1	0	3



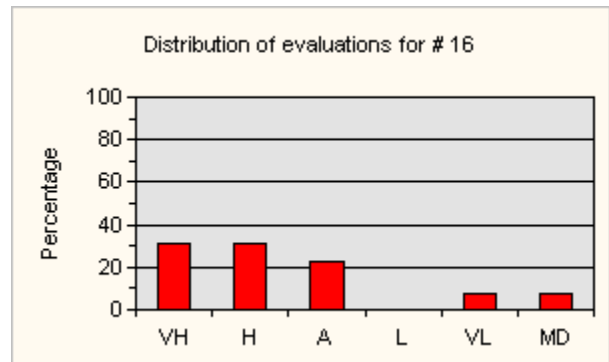
++=Well-Above Average, +=Above Average, ±=Average, -=Below Average, --=Well-Below Average, MD=Missing Data

15. What was your level of knowledge of the subject prior to taking this course?						
Median:	4					
Assessment:	Well below average					
Student	VH	H	A	L	VL	MD
Responses:	0	0	5	3	4	1




VH=Very High, H=High, A=Average, L=Low, VL=Very Low, MD=Missing Data

16. What was your level of interest in the subject prior to taking this course?						
Median:	2					
Assessment:	Above average					
Student	VH	H	A	L	VL	MD
Responses:	4	4	3	0	1	1



VH=Very High, H=High, A=Average, L=Low, VL=Very Low, MD=Missing Data

17. What was your reason for taking the course?						
Median:	1					
Assessment:	Well above average					
Student	Rq	Ele	Mi	Ge	Fit	MD
Responses:	10	1	0	1	0	1



Rq=Required for Major or Specialization, Ele=Elective for Major or Specialization, Mi=Elective or Minor, Ge=General Interest, Fit=Fit into Schedule, MD=Missing Data

LEGEND:

The term 'N/A' stands for 'Not Applicable'
 The term 'MD' stands for 'Missing Data'

STATISTICS:

The total number students participating in the evaluations and the total number of classes used in the comparisons for this particular report are listed in the following table:

TOTALS	DEPARTMENT		FACULTY	
	Current Semester	All	Current Semester	All
# of Classes	4	314	413	12280
# of Participants	87	7772	12236	340408

NOTES:

1. The numbers quoted are actual numbers of respondents.

-
- For more detailed information please click on this link: [Centre for Teaching & Learning Services \(CTLS\)](#).
 - Scanned version of the [Questionnaire Forms](#) are also available at the CTLS website.
 - To print this page click [here](#)

Note: Please use the "**Print Preview**" function in your browser to ensure the full contents will be printed. You may need to change the page setup (in your browser options) or even change the default values for the **margins** in order for the contents to fit within the page. Also, in order to print the charts properly, you need to activate the "**Print background colors and images**" option. The option is accessible via the Advanced tab from the Internet Options in Microsoft Internet Explorer.

Return to [top](#)

Copyright © 2001-2011, Concordia University
Send comments and questions to [FCMS-Support](#)